

Disability, Crime and Hate Crime in the News

Part 3 - About the Victims



December 2022

Inclusion London

Authored by: Disability Hate Crime Team – Lara
Conner and Louise Holden

Inclusion
London



Who were the Disabled victims of crime?



We used the news reports to find out who the victims were.

We cannot use this information to talk about all Disabled victims. Just about the 300 **cases**.

Here, when we say **cases**, we mean criminal cases. This is the word used when a crime or many crimes have happened to a person.



Some crimes are more likely to be talked about in the news.

Other crimes are less likely to be talked about in the news.

Sometimes, things like racism or homophobia affect if the crime is reported.

Racism is when someone treats other people unfairly or differently because of their race or culture.

Homophobia is when someone treats other people because of their sexuality. This means how they are attracted to other people. Some sexualities are gay, lesbian, bisexual, and asexual. There are others too.

MISSING

Please call or text **missing people**
It's free, 24hr and confidential

Registered Charity No. 1020419

If a Black person goes missing, it is less likely to be reported in the news.

This is one way racism affects the news.



We do not have all the information about all the victims.

So, the numbers in this part of the report do not add up to 300.



Age

We used groups for people's ages.

Then we counted how many victims were in each group.

7 victims were babies.



7 victims were toddlers.


24 victims were children.

40 victims were teenagers.



163 victims were adults.

58 victims were elderly.



Gender

The only genders talked about in the news were male and female.

We are learning more about other genders like non-binary or genderfluid recently.



Maybe some people in the news reports were non-binary or another gender, but no-one else knows.

We could only use the information the news gave us.



152 victims were female.

140 victims were male.



Some crimes had male and female victims, but the news did not say how many victims there were.

So, we do not know the numbers.

For 2 of the crimes, the victim's gender was not reported.



Race

There were lots of crimes where the victim's race was not written in the news story.

There were 74 cases where we do not know what race the victim was.



12 victims were Asian. 8 were Asian and male, 4 were Asian and female.



8 victims were Black. 6 were Black and male, 2 were Black and female.



5 victims were mixed race. 2 were mixed race and male, 3 were mixed race and female.



200 victims were white. 92 were white and male, 106 were white and female.

How did the people doing the crime know their victims?



This was an interesting part to look at.

It was important when we looked at how people were talked about in the news.



All this information is only about the 300 cases we looked at.

It is not about all the crimes against Disabled people in the UK.

Lots of crimes are not reported.



In some cases, there was more than one person doing the crime.

This made it difficult to decide on groups to use.

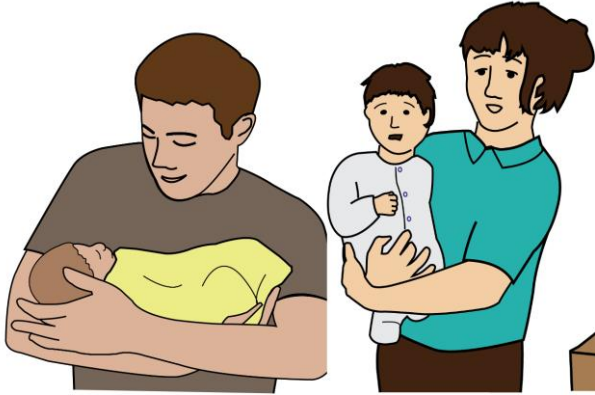
We decided to group cases by the closest relationship.

For example, if a Disabled person was harmed by their mother and their cousin, we put that in the group 'Parent'.

One of the people doing the crime was a parent, and this was the closest relationship.



41 of the cases had a parent doing the crime.



This was all kinds of parents.

All the baby victims and all the toddler victims were hurt or killed by a parent.


16 of the child victims were hurt or killed by a parent.

Babies, toddlers, and children spend a lot of time with their parents.



So, while it is sad, we were not surprised with the numbers.

4 teenagers and 9 adults were also hurt or killed by a parent.



There was almost the same amount of male and female victims.


21 were male and 22 were female.



There were 11 cases where the Disabled person was hurt or killed by their child.

All these cases were when the child was grown-up.

9 of the Disabled victims were elderly, the other 2 were adults.



Most of the Disabled people hurt or killed by their children were female.

There were 9 female victims and 2 male.

There were 11 cases where the Disabled person was hurt or killed by another Family member.

These were people like brothers, sisters, and cousins.

2 victims were children, 2 were teenagers, 2 were adults and 4 were elderly.


3 of these victims were male and 8 were female.





There were 49 cases where the Disabled person was hurt or killed by their partner or ex-partner.

1 of the victims was a teenager, 23 were adults, and 25 were elderly.



Most of the Disabled people hurt or killed by their partner or ex-partner were female.


There were 4 male victims and 45 female victims.



There were 18 cases where we said the person doing the crime was a 'Friend'.

Most of the time, they were not really the Disabled person's friend.

They were using the Disabled person or pretending to be their friend.



3 victims were teenagers, 14 were adults, 1 was elderly.

Most of these victims were male.
15 were male and 3 were female.

There were 58 cases where the person doing the crime was from the victim's community.



They knew them from around town, from school, or from work.


4 of these victims were children, 14 were teenagers, 37 were adults, 3 were elderly.

There were 37 male victims and 21 female victims.



There were 23 cases where the person doing the crime worked for the victim.

Most of the time they were carers or personal assistants.



1 victim was a child, 5 were teenagers, 11 were adults, and 6 were elderly.

There were 12 male victims and 9 female victims.


There were also some cases where the news did not say who the victims were.



There were 80 cases where the person doing the crime was a stranger.

The Disabled person did not know them.

3 of the victims were children, 9 were teenagers, 58 were adults, and 10 were elderly.



There were 43 male victims and 33 female victims.

There were also cases where the news did not say who the victims were.



Then there were 8 cases where we do not know how the victim knew the person doing the crime.

Some of these were cases where the police had not finished **investigating** yet.

Investigate here means the police are looking to find out what happened. They look for information and proof about what happened.



We looked at the different age groups.

We looked at who they were most likely to be hurt or killed by.


Babies, toddlers and children were most likely to be hurt or killed by a parent.

Teenagers were most likely to be hurt or killed by someone in their community.

Adults were most likely to be hurt or killed by a stranger.

Elderly people were most likely to be hurt or killed by a partner or ex-partner.





We also looked at gender.

Male victims were most likely to be hurt or killed by a stranger.

Female victims were most likely to be hurt or killed by a partner or ex-partner.



All of this information is only about the 300 cases we looked at.

We do not know if it is true for other cases.

But it is still interesting.